

# ENHANCED DYNKIN DIAGRAMS DONE RIGHT

V. MIGRIN AND N. VAVILOV

## INTRODUCTION

In the present paper we draw the **enhanced Dynkin diagrams** of Eugene Dynkin and Andrei Minchenko [8] for senior exceptional types  $\Phi = E_6, E_7$  and  $E_8$  in a right way, *à la* Rafael Stekolshchik [26], indicating not just adjacency, but also the *signs* of inner products. Two vertices with inner product  $-1$  will be joined by a *solid line*, whereas two vertices with inner product  $+1$  will be joined by a *dotted line*.

*Provisionally*, in the absense of a better name, we call these creatures *signed enhanced Dynkin diagrams*. They are uniquely determined by the root system  $\Phi$  itself, up to [a sequence of] the following transformations: changing the sign of any vertex and simultaneously switching the types of all edges adjacent to that vertex.

**Theorem 1.** *Signed enhanced Dynkin diagrams of types  $E_6, E_7$  and  $E_8$  are depicted in Figures 1, 2 and 3, respectively.*

In this form such diagrams contain not just the *extended Dynkin diagrams* of all root subsystems of  $\Phi$  — that they did already by Dynkin and Minchenko [8] — but also all *Carter diagrams* [6] of conjugacy classes of the corresponding Weyl group  $W(\Phi)$ .

**Theorem 2.** *The signed enhanced Dynkin diagrams of types  $E_6, E_7$  and  $E_8$  contain all Carter—Stekolshchik diagrams of conjugacy classes of the Weyl groups  $W(E_6), W(E_7)$  and  $W(E_8)$ .*

In both cases the non-parabolic root subsystems, and the non-Coxeter conjugacy classes occur by *exactly* the same single reason, the exceptional behaviour of  $D_4$ , where the fundamental subsystem can be rewritten as  $4A_1$ , or as a 4-cycle, respectively, which constitutes one of the most manifest cases of the **octonionic mathematics** [2], so plumbly neglected by Vladimir Arnold (MATHEMATICA EST OMNIS DIVISA IN PARTES TRES, see [1]).

As a most immediate benefit, this provides an *extremely* powerful mnemonic tool, to easily reconstruct both the complete lists of root subsystems, *and* the complete lists of conjugacy classes of  $W(E_6), W(E_7), W(E_8)$  within quarter of an hour on a scrap of paper. But as every powerful tool, it may have more than one use. In a

---

*Key words and phrases.* Exceptional root systems, root subsystems, conjugacy classes of the Weyl group, Dynkin diagrams, Carter diagrams.

The second named author was supported by the “Basis” Foundation grant 20-7-1-27-1.

subsequent paper we plan to establish several further combinatorial results concerning these diagrams. However, here we concentrate on a construction of the pictures themselves, in the hyperbolic realisation of the root systems  $E_6$ ,  $E_7$  and  $E_8$ , see [15].

The present paper is organised as follows. In § 1 we reproduce some historical background to place our diagrams in context. In § 2 we recall some basic notation related to root systems and to the hyperbolic realisations of the exceptional root systems  $E_6$ ,  $E_7$  and  $E_8$ , that are used in subsequent calculations. In § 3 we perform the inductive procedure *à la* Dynkin—Minchenko, to construct Figures 1–3 and prove Theorem 1. In § 4 we list all non-Coxeter classes of the Weyl groups  $W(E_6)$ ,  $W(E_7)$  and  $W(E_8)$ , depict all irreducible admissible diagrams with cycles occurring in these groups, Figures 5–6, and observe that all of them occur inside Figures 1–3, thus proving Theorem 2. Finally, in § 5 we make some further comments regarding these pictures and some of their uses.

However, the main new bid of the present paper are the diagrams themselves, Figures 1–3. They are bound to have many further uses, apart from the ones of which we are aware today.

The present work, together with [19] constitutes part of the *Bachelor Qualifying Paper* of the first-named author under the supervision of the second-named author.

## 1. SOME BACKGROUND

While reconsidering the combinatorial structure of the Gosset—Elte polytopes and calculating the corresponding cycle indices [19] we had an occasion to take another look at the subsystems of the exceptional root systems, and the conjugacy classes of their Weyl group.

Classification of both stocks of creatures are very classical and well-known. Up to conjugacy, subsystems of root systems were determined by Armand Borel and Jacques de Siebenthal, who proposed a general method, and by Eugene Dynkin [7], who came up with explicit lists, in the late 1940-ies and early 1950-ies.

The [moderately] challenging cases were  $E_7$  and  $E_8$ , which accomodate non-conjugate isomorphic subsystems. See also [32] and [20] for alternative approach and our papers [12, 30] for the explicit lists and some further related details.

**1.1. Carter diagrams.** Approximately simultaneously with the above, conjugacy classes of the Weyl groups  $W(E_6)$  and  $W(E_7)$  were determined by Sutherland Frame [9], the senior case of  $W(E_8)$  came later [10]. However, unlike the description of root subsystems, all of these papers addressed various types individually. The first [somewhat] uniform approach was only developed by Roger Carter [5, 6].

Very roughly, Carter’s description looks as follows. Predominantly, conjugacy classes of the Weyl group  $W(\Phi)$  are represented by Coxeter elements of subsystems of the root system  $\Delta \leq \Phi$ . Let  $\Gamma$  be a fundamental subsystem of  $\Delta$ . Recall that a Coxeter element  $w_\Delta = w_\Gamma$  of  $W(\Delta) \leq W(\Phi)$  is the product of fundamental reflections

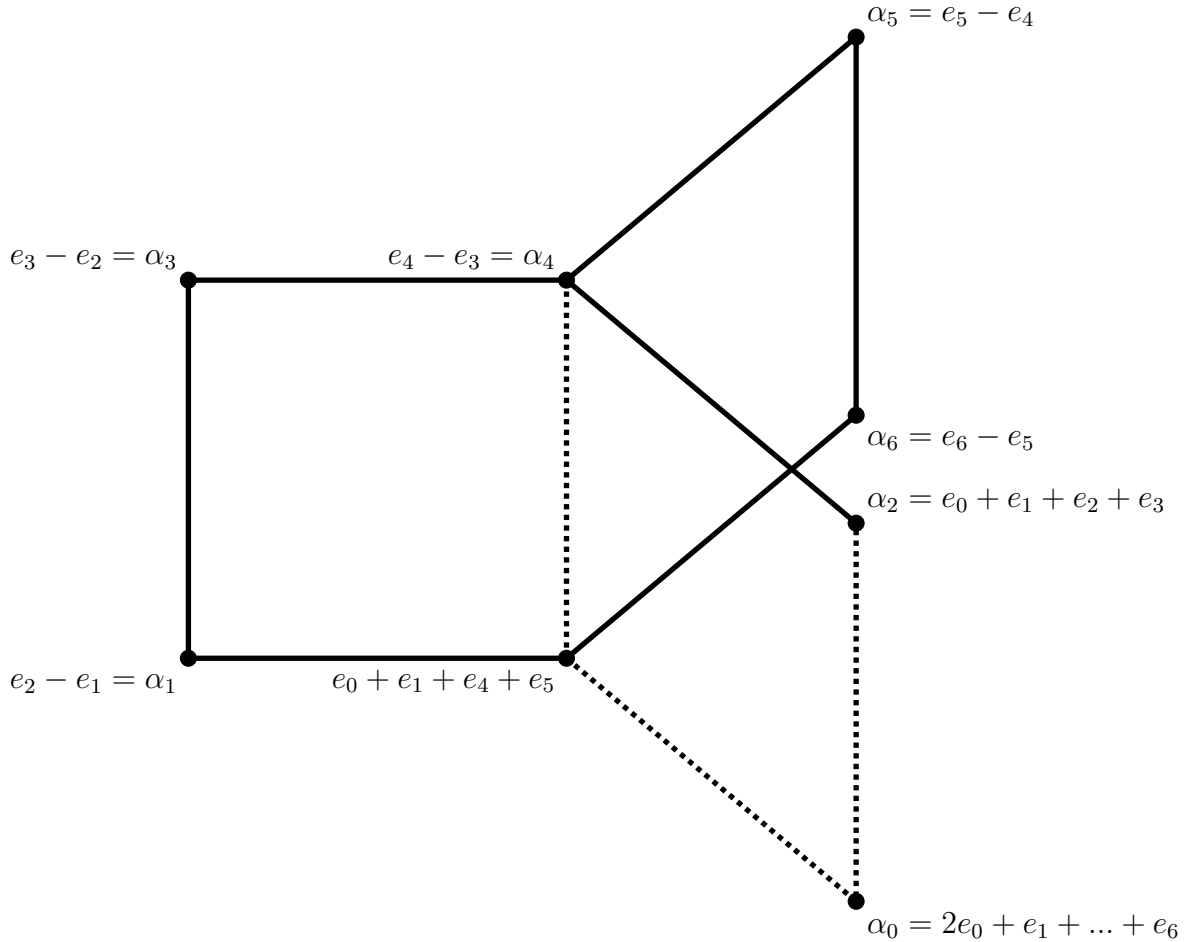


FIGURE 1. Enhanced Dynkin diagram of type  $E_6$

$w_\alpha$ ,  $a \in \Gamma$ , corresponding to the fundamental roots  $\alpha \in \Gamma$  of  $\Delta$ , their order is immaterial, since all such elements are all conjugate. Overwhelmingly, non-conjugate root subsystems produce different conjugacy classes. However, not all conjugacy classes arise that way.

The missing conjugacy classes result from what Carter himself calls *admissible diagrams*, that nowadays are usually called **Carter diagrams**. Basically, these are diagrams constructed from *linearly independent subsets* of roots in exactly the same way as Dynkin diagrams. Namely, two roots  $\alpha$  and  $\beta$  are joined with a single bond if the product  $w_\alpha w_\beta$  of the corresponding reflections has order 3. Similarly, they are joined with a double bond if the order of  $w_\alpha w_\beta$  is 4. We may safely forget  $G_2$ , where nothing new can possibly occur.

Unlike Dynkin diagrams themselves, Carter diagrams can contain cycles, admissibility amounts to the requirement that all of their cycles are even. Every Carter diagram  $C$  produces a conjugacy class in  $W(\Phi)$  as follows. Unlike Coxeter elements,

we cannot simply designate  $w_C$  as the product of all  $w_\alpha$ ,  $\alpha \in C$ , since in the presence of cycles the conjugacy class of such a product can — and does! — depend on the order of factors. However, since all cycles of  $C$  are even, the graph  $C$  is bipartite, its vertices can be partitioned into two disjoint subsets  $X$  and  $Y$  consisting of pair-wise orthogonal roots. Let  $w_X$  and  $w_Y$  be the products of reflections  $w_\alpha$ , where  $\alpha \in X$  or  $\alpha \in Y$ , respectively. Obviously,  $w_X$  and  $w_Y$  are involutions, and the conjugacy class of the **semi-Coxeter element** represented by  $C$  is  $w_C = w_X w_Y$  does not depend on the choice of such  $X$  and  $Y$ .

There are further complications, but eventually, as a result of lengthy arguments reminiscent of the classification of Dynkin diagrams themselves, and arduous computations, Carter succeeds in mustering a collection of diagrams that produce all conjugacy classes of  $W(\Phi)$  in this fashion.

In fact, almost immediately Pawan Bala and Roger Carter discovered the close connection between conjugacy classes of the Weyl groups and the **unipotent conjugacy classes** of the corresponding Chevalley groups [3]. This connection was then made more precise and explicit, and then extensively studied by Tonny Springer, Nicolas Spaltenstein, David Kazhdan and especially by George Lusztig, see, in particular, [14].

**1.2. Stekolshchik diagrams.** Subsequently, several alternative approaches to the classification of conjugacy classes were proposed, including the extremely illuminating work of Tonny Springer [22] and of Meinolf Geck and Götz Pfeiffer, see [11] and references there. Nonetheless, Carter's list itself remained somewhat mysterious. Part of that mystery was lifted by Rafael Stekolshchik in [23, 24, 25] the final version was published in 2017 in the journal of Lugansk University [26]

In these texts, Stekolshchik made several extremely pertinent observations.

- Diagrams with cycles of arbitrary even length can be reduced to diagrams with cycles of length 4 alone. In particular, this explains why the admissible diagrams with cycles of lengths 6 and 8 that appear for the types  $E_7$  and  $E_8$  do not make their way to the lists of conjugacy classes.

Of course, this is what eventually transpires in Carter's proof as well, but there it only happens at the very last step, when the admissible diagrams with long cycles are eliminated as a result of summing up the orders of the conjugacy classes obtained so far. Stekolshchik provides a direct case by case verification of the fact that the semi-Coxeter element constructed from an admissible diagram with long cycles is conjugate to the semi-Coxeter element constructed from another admissible diagram with cycles of length 4 alone.

- One should explicitly mark the sign of the inner product in Carter diagrams. Stekolshchik himself denotes the negative inner product of two roots by *solid bonds*,

and the positive inner product — by *dotted bonds*. We follow this convention in the present paper<sup>1</sup>.

The vertices of an extended Dynkin diagram are linearly dependent. It follows that they cannot form a part of an admissible diagram. In particular, any diagram containing a cycle consisting of solid edges alone is not admissible — any such cycle should contain an odd number of dotted edges.

- The cyclic order of reflections with respect to the roots forming a 4-cycle in  $D_4$  leads to the Coxeter class  $D_4$  of  $W(D_4)$  of order 32, whereas the bipartite order, as described above, leads to the semi-Coxeter class  $D_4(a_1)$  of order 12.

Essentially, Stekolshchik proves that all non-Coxeter classes are explained by this single phenomenon. Some elements in the Coxeter class of  $D_4$  can be rewritten as products of the reflections corresponding to 4-cycles, in cyclic order. By iterating this procedure for various copies of  $D_4$ , one can eventually obtain all diagrams in Carter's lists.

**1.3. Dynkin—Minchenko diagrams.** However, some time before that Dynkin and Minchenko [8] made another extremely important observation. As we know, by 2010 both the algorithm to construct root subsystems, and the lists of those were known for some 60 years. However, the *genuine* explanation of these lists was missing. Here are the key new observations of [8].

- All root subsystems of  $\Phi$  are uniformly constructed using their maximal subsets of pair-wise orthogonal roots. Again, occurrence of all such non-parabolic subsystems is explained by a single exceptional phenomenon, the presence of 4 pair-wise orthogonal roots in  $D_4$ .

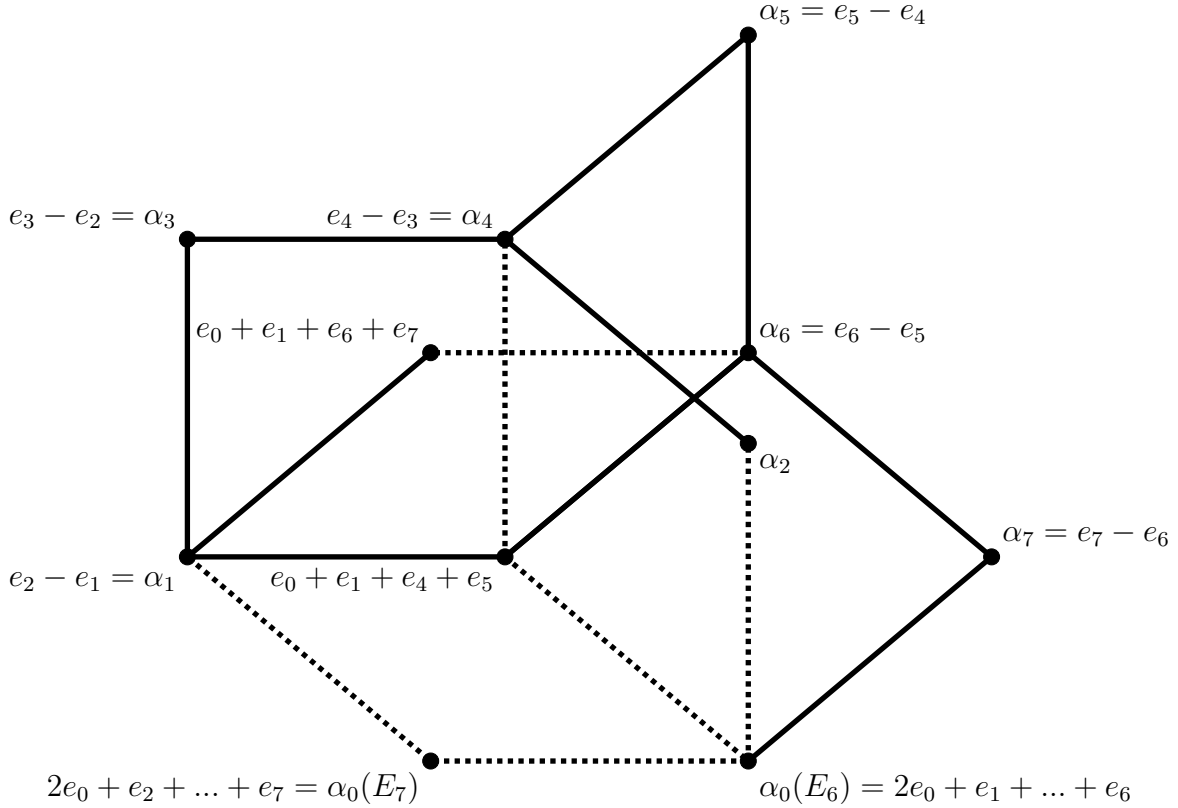
- All instances, where two isomorphic subsystems of  $E_7$  and  $E_8$  are non-conjugate, are uniformly explained by the presence of 4 pair-wise orthogonal roots in  $D_4$  — they either have **charge** 4 themselves, or [in the case of  $E_7$ ] are orthogonal completions to one root in systems of charge 4 (and thus have charge 3).

This led the authors of [8] to the discovery of what they call **enhanced Dynkin diagrams**. These diagrams are built up inductively as follows.

- We start with the usual Dynkin diagram of type  $\Phi$ .
- For every node of degree three we look at the corresponding copy of  $D_4$  spanned by this node and the three adjacent nodes. We add the maximal root of this copy of  $D_4$  — or, actually, its opposite.

---

<sup>1</sup>It should be noted that in [8] dotted lines are charged with *three* completely different meanings. In Figure 2 the *bold* dotted bond denotes the [unique] bond that completes the initial Dynkin diagram of  $\Phi$  to the extended Dynkin diagram. In the Figures 2, 3 and 4 the *thin* dotted bonds denote the bonds *hidden* in the usual Euclidean picture. In Figure 3 the *bold* dotted bonds denote the *emerging* bonds at a certain step of the inductive procedure.

FIGURE 2. Enhanced Dynkin diagram of type  $E_7$ 

- However, the roots emerged at the previous step can be themselves joined to some other roots, which would then produce new nodes of degree three.
- This procedure should be repeated *quantum sufficit* = until complete satisfaction, the step, where no new vertices of degree three occur.

The resulting diagram contains Dynkin diagrams of all root subsystems *up to conjugacy*. By picking up its subsets — obviously, it suffices to take *linearly independent* ones — we now get representatives of all fundamental subsystems of all possible root subsystems.

As another interesting feature, observe that the *exceptional* enhanced Dynkin diagrams contain the **extended Dynkin diagrams** = the usual Dynkin diagrams augmented by the [negative] maximal root of the initial subsystem. For classical types, this is not necessarily the case. For  $\Phi = A_l$  all root subsystems and all conjugacy classes of  $W(A_l) = S_{l+1}$  are parabolic, they correspond to partitions of  $l+1$  and thus the enhanced Dynkin diagram is the *usual* Dynkin diagram. For  $\Phi = D_l$  the answer depends on the parity of  $l$ . The enhanced Dynkin diagram of type  $D_4$  is the *extended* Dynkin diagram. and similarly for all *even*  $l = 2m$  the enhanced Dynkin

diagram contains the maximal root of  $D_l$  and thus the extended Dynkin diagram. But for *odd*  $l = 2m + 1$  it does not!

Since the authors of [8] were only interested in root subsystems, they were effectively looking not at the roots of  $\Phi$ , but at its subsystems of type  $A_1$  — what they call **projective roots**.

In the present paper, we effectively merge both approaches, which leads to the diagrams that contain representatives of both Dynkin diagrams of all root subsystems of  $\Phi$ , and Stekolshchik diagrams of all conjugacy classes of  $W(\Phi)$ .

## 2. NOTATION

**2.1. Root systems.** In all that regards root systems, including the numbering of their fundamental roots, we follow Bourbaki [4]. In particular,  $\Phi$  is a reduced irreducible root system of rank  $l$ ,  $W = W(\Phi)$  is its Weyl group.

Fix an order on  $\Phi$ , and let  $\Pi = \{\alpha_1, \dots, \alpha_l\}$  be the corresponding set of fundamental roots,  $\Phi^+$  and  $\Phi^-$  be the corresponding sets of positive and negative roots, respectively. Let  $\bar{\Pi}$  be the **extended fundamental system** of  $\Phi$ . It is obtained by appending to  $\Pi$  the root  $\alpha_0 = -\delta$ , where  $\delta$  is the highest root of  $\Phi$  with respect to the fundamental system  $\Pi$ .

Recall that in the Dynkin form the highest roots of  $E_6$ ,  $E_7$  and  $E_8$  are depicted as

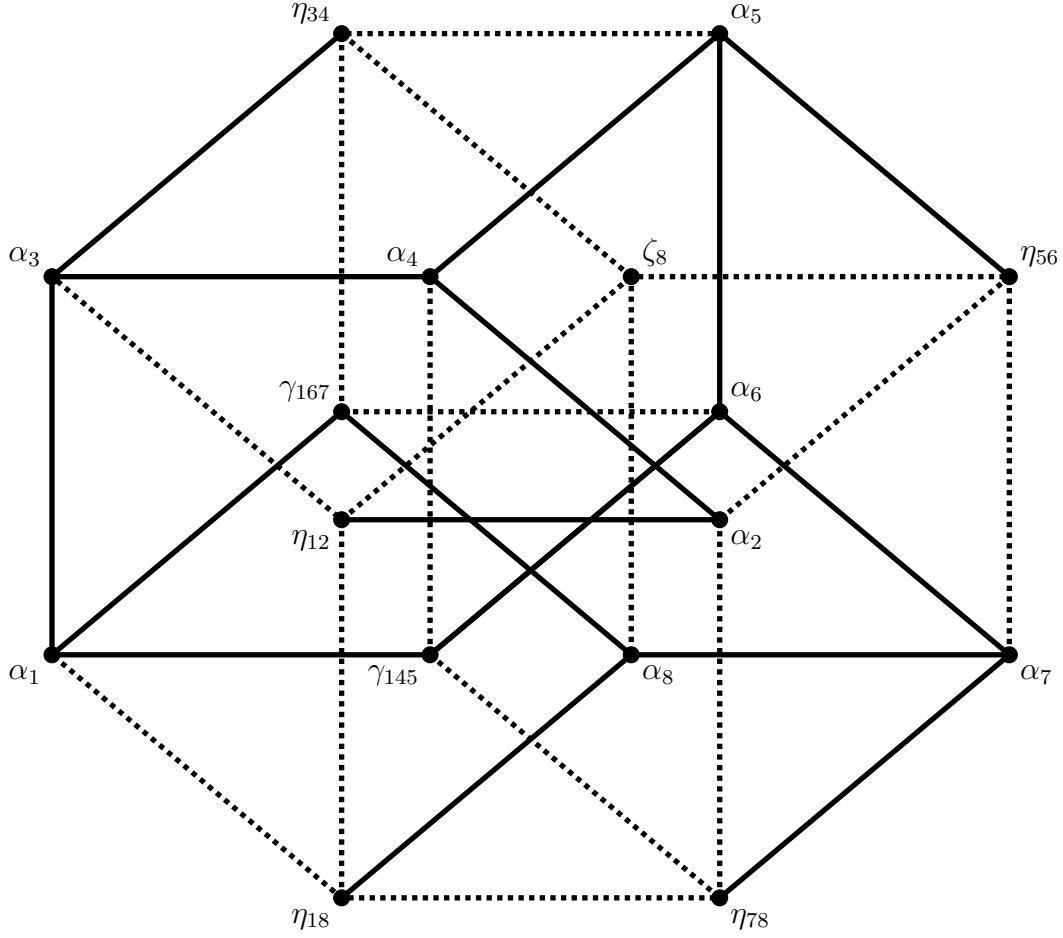
$$\frac{12321}{2}, \quad \frac{234321}{2}, \quad \frac{2465432}{3}.$$

For a root  $\alpha \in \Phi$  we denote by  $w_\alpha \in W$  the corresponding root reflection. It is clear that  $ww_\alpha w^{-1} = w_{w\alpha}$  for all  $w \in W$ . Usually we denote the fundamental root reflection  $w_{\alpha_i}$  simply by  $w_i$ . Observe that, in many books on Lie algebras and Coxeter groups, it is denoted by  $s_i$ . It is well known that the fundamental reflections generate the Weyl group,  $W = \langle w_1, \dots, w_l \rangle$

. For two root systems  $-\Delta$  and  $\Sigma$ , we denote by  $\Delta + \Sigma$  their orthogonal sum. In particular,  $k\Delta = \Delta_1 + \dots + \Delta_k$  is the orthogonal sum of  $k$  isomorphic summands. It is sometimes convenient to consider also the empty root system  $A_0 = \emptyset$  of rank 0. Recall that  $D_1 = D_0 = \emptyset$ .

**2.2. Hyperbolic realisation of  $E_l$ .** In the present paper we are predominantly interested in the cases  $\Phi = E_6, E_7, E_8$ . As in [12, 27, 30], we use the hyperbolic realization of these systems in the  $(l + 1)$ -dimensional Minkowsky space [15]. This realization is considerably more suitable for large-scale calculations than the usual realizations in Euclidean space.

Consider a real vector space  $V = \mathbb{R}^{l,1}$  of dimension  $l + 1$  endowed with a nondegenerate symmetric inner product  $(\ , \ ) : V \times V \rightarrow \mathbb{R}$  of signature  $(l, 1)$ . Fix an orthonormal base  $e_0, e_1, \dots, e_l$  such that  $(e_0, e_0) = -1$  and  $(e_i, e_i) = 1$  for all  $1 \leq i \leq l$ . We are primarily interested in the case  $l = 8$ .

FIGURE 3. Enhanced Dynkin diagram of type  $E_8$ 

Fix the following fundamental system  $\Pi = \{\alpha_1, \dots, \alpha_8\}$  in  $\Phi = E_8$ :

$$\begin{aligned} \alpha_1 = e_2 - e_1, \quad \alpha_2 = e_0 + e_1 + e_2 + e_3, \quad \alpha_3 = e_3 - e_2, \quad \alpha_4 = e_4 - e_3, \\ \alpha_5 = e_5 - e_4, \quad \alpha_6 = e_6 - e_5, \quad \alpha_7 = e_7 - e_6, \quad \alpha_8 = e_8 - e_7. \end{aligned}$$

To obtain the root system  $E_7$ , it suffices to take roots in  $E_8$  such that  $\alpha_8$  does not occur in their linear expansion with respect to the fundamental roots. By the same token, to get a root system of type  $E_6$  it suffices to take roots in  $E_8$  such that both  $\alpha_7$  and  $\alpha_8$  do not occur in their linear expansion with respect to the fundamental roots.

In particular, every element of  $\Phi^+$  has one of the following forms:

$$\begin{aligned} \beta_{ij} &= e_i - e_j, \quad i > j, \\ \gamma_{ijh} &= e_0 + e_i + e_j + e_h, \\ \eta_{ij} &= 2e_0 + e_1 + \dots + \widehat{e}_i + \dots + \widehat{e}_j + \dots + e_8, \\ \zeta_i &= 3e_0 + e_1 + \dots + 2e_i + \dots + e_8, \end{aligned}$$



where the indices  $i, j, h = 1, \dots, 8$  are pairwise distinct, while the hat  $\hat{\phantom{x}}$  over a summand signifies that this summand should be omitted.

### 3. PROOF OF THEOREM 1

Now we are all set to provide detailed constructions of the enhanced Dynkin diagrams and thus finish the proof of Theorem 1 stated in the introduction.

We build up the diagrams inductively by the same procedure as Dynkin and Minchenko, but controlling the signs of the resulting roots. Moreover, for senior cases we do not start the construction from scratch, but rather explicitly use the embeddings  $E_6 \leq E_7 \leq E_8$ . Thus, we start with 6 fundamental roots of  $E_6$  and consecutively adjoin  $2 + 3 + 5$  further roots. However, two of these new nodes, namely  $\alpha_7$  for  $E_7$  and  $\alpha_8$  for  $E_8$  come gratis, so that we only have to repeat the inductive step 8 times.

**3.1. Type  $E_6$ .** We start with the root system of type  $E_6$  generated by the above fundamental roots  $\alpha_1, \dots, \alpha_6$ .

- This Dynkin diagram has a single node of degree 3, represented by the root  $\alpha_4$ . As a first step of the construction, we adjoin the maximal root of the subsystem of type  $D_4$  spanned by  $\alpha_2, \alpha_3, \alpha_4, \alpha_5$ . Clearly, this is

$$\gamma_{145} = e_0 + e_1 + e_4 + e_5 = \begin{matrix} 01210 \\ 1 \end{matrix},$$

which has negative inner products both with  $\alpha_1$  and  $\alpha_6$ .

- The previous step engenders a new node of degree 3 and the procedure should be repeated for the resulting copy of  $D_4$  spanned by  $\alpha_1, \alpha_4, \alpha_6$  as terminal nodes and  $\gamma_{145}$  as the central node. Clearly, the maximal root of this system is

$$2\gamma_{145} + \alpha_1 + \alpha_6 - \alpha_4,$$

the minus sign is explained by the fact that the inner product of  $\gamma_{145}$  and  $\alpha_4$  is positive. Thus the new node to be adjoined is the maximal root of the initial root system  $\Phi = E_6$ ,

$$\eta_{78} = \begin{matrix} 12321 \\ 2 \end{matrix},$$

which has negative inner products with  $\gamma_{145}$  and with  $\alpha_2$ .

In the resulting diagram all nodes have degrees 2 or 4, so that the inductive procedure for  $E_6$  is complete.

**3.2. Type  $E_7$ .** Now we take as input the enhanced Dynkin diagram of type  $E_6$  constructed in the previous subsection, and adjoin the new fundamental root  $\alpha_7$ . This engenders *two* new degree 3 nodes, namely  $\alpha_6$  is now joined to  $\alpha_5, \alpha_7$  and  $\gamma_{145}$ , whereas  $\eta_{78}$  is now joined to  $\alpha_2, \alpha_7$  and  $\gamma_{145}$  and we should repeat the inductive step for each of these two central nodes.

• First, consider the copy of  $D_4$  generated by  $\alpha_5$ ,  $\alpha_7$  and  $\gamma_{145}$  as terminal nodes and  $\alpha_6$  as the central node. Clearly, the maximal root of this system is

$$\gamma_{145} + \alpha_5 + 2\alpha_6 + \alpha_7 = \gamma_{167} = e_0 + e_1 + e_6 + e_7 = \frac{012221}{1}.$$

By construction it has positive inner product with  $\alpha_6$ . But since the only fundamental root occurring in  $\gamma_{145}$  that has non-zero inner product with  $\alpha_1$  is  $\alpha_3$ , it follows that  $\gamma_{145}$  has negative inner product with  $\alpha_1$ .

This makes  $\alpha_1$  a *new* node of degree 3. But hold on, we are not yet finished with the nodes of degree 3 that cropped up at the previous step.

• Next, consider the copy of  $D_4$  generated by  $\alpha_2$ ,  $\alpha_7$  and  $\gamma_{145}$  as terminal nodes and  $\eta_{78}$  as the central node. Clearly, the maximal root of this system is

$$2\eta_{78} - \alpha_2 + \alpha_7 - \gamma_{145} = \eta_{18} = 2e_0 + e_2 + \dots + e_7 = \frac{234321}{2},$$

which is the maximal root of the root system  $\Phi = E_7$ . By the very construction it has positive inner product with  $\eta_{78}$ . But it also happens to have positive inner product with  $\alpha_1$ .

In the resulting diagram all nodes have degrees 2 or 4, so that the inductive procedure for  $E_7$  is complete.

**3.3. Type  $E_8$ .** Again, we take as input the enhanced Dynkin diagram of type  $E_7$  constructed in the previous subsection, and adjoin the new fundamental root  $\alpha_8$ . Obviously,  $\alpha_8$  is joined to all degree 2 nodes  $\alpha_7$ ,  $\gamma_{167}$  and  $\eta_{18}$ . Thus, we have to perform the usual induction step for  $\alpha_8$  itself. Moreover, all *three* nodes of degree 2 in the lower plane the enhanced Dynkin diagram of type  $E_7$  become nodes of degree 3. Specifically,  $\alpha_7$  is now joined to  $\alpha_6$ ,  $\alpha_8$  and  $\eta_{78}$ ; whereas  $\gamma_{167}$  is now joined to  $\alpha_1$ ,  $\alpha_6$  and  $\alpha_8$ ; and finally  $\eta_{17}$  which is now joined to  $\alpha_1$ ,  $\alpha_8$  and  $\eta_{78}$ . Thus, we should repeat the inductive step for each of these *four* central nodes. In the meantime, new nodes of degree 3 could occur, but as we know from the previous subsection, we should not be concerned, since further bonds may arise while we are completing the inductive steps for those nodes that have cropped up already.

• First, consider the copy of  $D_4$  generated by  $\alpha_7$ ,  $\gamma_{167}$  and  $\eta_{18}$  as terminal nodes and  $\alpha_8$  as the central node. Clearly, the maximal root of this system is

$$\eta_{18} + \gamma_{167} + \alpha_7 + 2\alpha_8 = \zeta_8 = 3e_0 + e_1 + \dots + e_7 + 2e_8 = \frac{2465432}{3},$$

which is the maximal root of the root system  $\Phi = E_8$ .

So far it is not connected to any further root apart from  $\alpha_8$  itself, but hold on, hold on, we are not finished yet. Eventually, it will be connected with all three emerging nodes, and will have degree 4, as any other root.

• Next, consider the copy of  $D_4$  generated by  $\alpha_6$ ,  $\alpha_8$  and  $\eta_{78}$  as terminal nodes and  $\alpha_7$  as the central node. Clearly, the maximal root of this system is

$$\eta_{78} + \alpha_6 + 2\alpha_7 + \alpha_8 = \eta_{56} = 2e_0 + e_1 + \dots + e_4 + e_7 + e_8 = \frac{1232221}{2}.$$

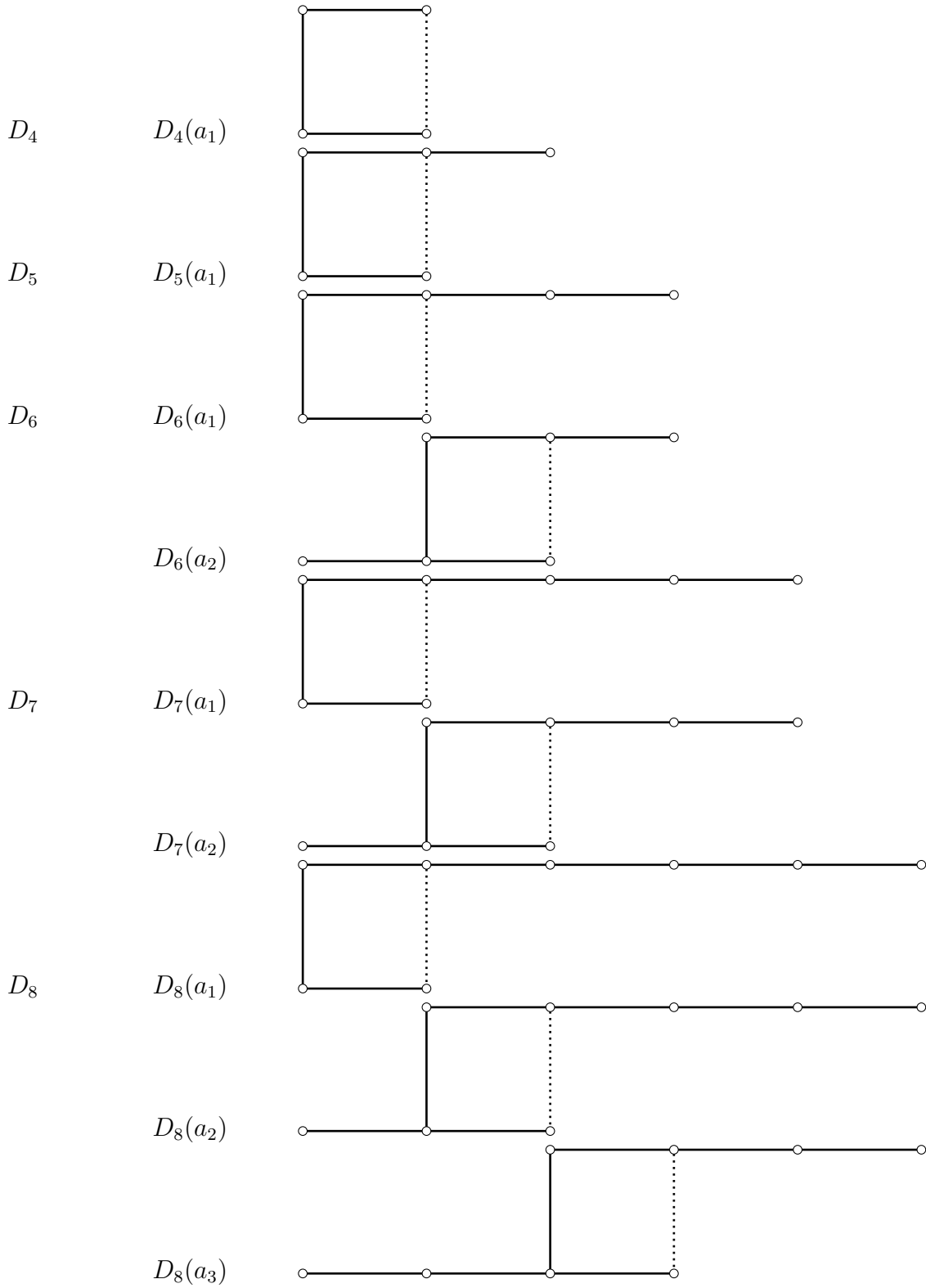


FIGURE 4. Irreducible admissible diagrams of types  $D_l$ ,  $4 \leq l \leq 8$

Obviously, it has negative inner product with  $\alpha_5$  and positive inner products with  $\alpha_2$  and with  $\zeta_8$ .

- Further, consider the copy of  $D_4$  generated by  $\alpha_1$ ,  $\alpha_6$  and  $\alpha_8$ ; as terminal nodes and  $\gamma_{167}$  as the central node. Clearly, the maximal root of this system is

$$2\gamma_{167} + \alpha_1 - \alpha_6 + \alpha_8 = \eta_{34} = 2e_0 + e_1 + e_2 + e_5 + \dots + e_8 = \frac{1244321}{2}.$$

Obviously, it has negative inner product with  $\alpha_3$  and positive inner products with  $\alpha_5$  and with  $\zeta_8$ .

- Finally, consider the copy of  $D_4$  generated by  $\alpha_1$ ,  $\alpha_8$  and  $\eta_{78}$ . as terminal nodes and  $\eta_{17}$  as the central node. Clearly, the maximal root of this system is

$$2\eta_{17} - \alpha_2 - \eta_{78} + \alpha_8 = \eta_{12} = 2e_0 + e_3 + \dots + e_8 = \frac{2454321}{2}.$$

Obviously, it has negative inner product with  $\alpha_2$  and positive inner products with  $\alpha_3$  and with  $\zeta_8$ .

In the resulting diagram all nodes have degree 4, so that the inductive procedure for  $E_8$  and the proof of theorem stated in the introduction are now complete.

#### 4. PROOF OF THEOREM 2

Here we do not give an *a priori* proof of the fact that all admissible diagrams are in fact contained in the signed enhanced Dynkin diagrams. Such a proof, combining the ideas of [6, 11, 8, 26] could be given, and would provide an alternative description of conjugacy classes of the Weyl groups  $W(E_l)$ ,  $l = 6, 7, 8$ . But it would require a detailed combinatorial analysis of the diagrams themselves, and we plan to return to it in a subsequent work, see the last section.

Instead, here we provide an *a posteriori* observation that all Carter—Stekolshchik diagrams are in fact subdiagrams of the [signed] enhanced Dynkin diagrams — in the style of ancient “look” or the fashionable present-day computer “experimental” mathematics.

Such diagrams without cycles are in fact Dynkin diagrams of root subsystems in  $\Phi$ . They are trees and, thus, the distinction between solid and dotted lines does not play a role. That all of them are subdiagrams of the corresponding enhanced Dynkin diagram is the main result of [8], Theorem 1.1. Initially, it was the main mission of the enhanced Dynkin diagrams.

Thus, we only have to look at the admissible diagrams with cycles. The number of such diagrams, including the reducible ones, and those that come from smaller ranks, are 4 for  $W(E_6)$ , 13 for  $W(E_7)$  and, finally, 36 for  $W(E_8)$ . Let us list them all in the order they occur in Carter’s [6], Tables 8–10, — of course, the first two of these lists are sublists of the next ones, sometimes more than once.

- For type  $E_6$ :

$$D_4(a_1), \quad D_5(a_1), \quad E_6(a_1), \quad E_6(a_2).$$

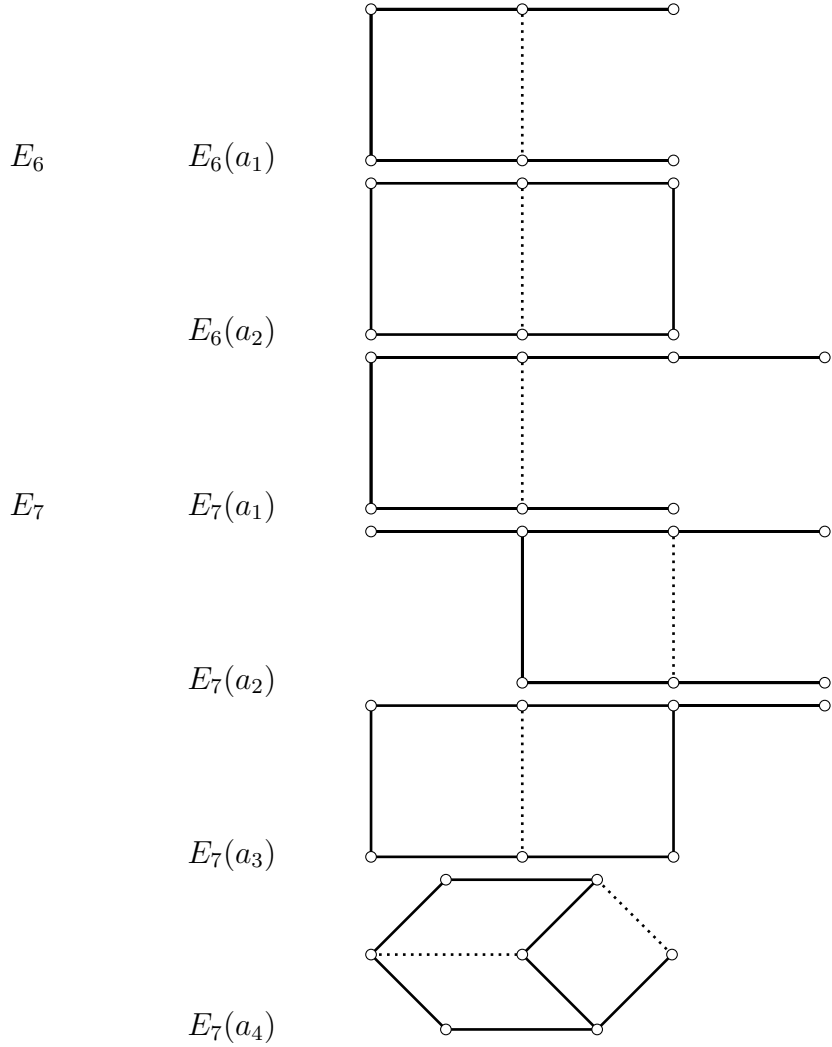


FIGURE 5. Irreducible admissible diagrams of types  $E_6$  and  $E_7$

• For type  $E_7$ :

$$\begin{array}{cccccccc}
 D_4(a_1), & D_4(a_1) + A_1, & D_5(a_1), & & & & & \\
 D_5(a_1) + A_1, & D_6(a_1), & D_6(a_2), & E_6(a_1), & E_6(a_2), & & & \\
 D_6(a_2) + A_1, & E_7(a_1), & E_7(a_2), & E_7(a_3), & E_7(a_4). & & & 
 \end{array}$$

- For type  $E_8$ :

$$\begin{aligned}
& D_4(a_1), \quad D_4(a_1) + A_1, \quad D_5(a_1), \\
& D_4(a_1) + A_2, \quad D_5(a_1) + A_1, \quad D_6(a_1), \quad D_6(a_2), \quad E_6(a_1), \quad E_6(a_2), \\
& D_4(a_1) + A_3, \quad D_5(a_1) + A_2, \quad D_6(a_2) + A_1, \quad E_6(a_1) + A_1, \quad E_6(a_2) + A_1, \\
& D_7(a_1), \quad D_7(a_2), \quad E_7(a_1), \quad E_7(a_2), \quad E_7(a_3), \quad E_7(a_4), \\
& 2D_4(a_1), \quad D_5(a_1) + A_3, \quad D_8(a_1), \quad D_8(a_2), \quad D_8(a_3), \\
& E_6(a_2) + A_2, \quad E_7(a_2) + A_1, \quad E_7(a_4) + A_1, \\
& E_8(a_1), \quad E_8(a_2), \quad E_8(a_3), \quad E_8(a_4), \quad E_8(a_5), \\
& E_8(a_6), \quad E_8(a_7), \quad E_8(a_8).
\end{aligned}$$

The *irreducible* admissible diagrams of types  $D_l$ ,  $4 \leq l \leq 8$ , that occur in these lists are all listed in Figure 5, whereas all those of types  $E_6$  and  $E_7$  are reproduced in Figure 5, and those of type  $E_8$  — in Figure 8.

We leave it to the reader as an exercise to find all admissible diagrams of the corresponding types in Figures 1–3. That’s exactly an observation with which the present work started. After you succeed in doing that for  $E_6(a_1)$ , the rest becomes obvious.

## 5. FINAL REMARKS

Let us make some further scattered observations concerning the symmetry of the above diagrams, their further uses, and some of our immediate plans.

- The enhanced Dynkin diagrams of types  $E_6$  and  $E_8$  are *extremely* symmetric. Both are bipartite graphs consisting of two maximal subsets of pair-wise orthogonal roots = **mosets**, in the terminology of [8]. Like  $4A_1 \sqcup 4A_1$  in the case of  $E_6$  and  $8A_1 \sqcup 8A_1$  in the case of  $E_8$ .

At the same time, the enhanced Dynkin diagrams of types  $E_7$  looks weird. It is again a bipartite graph, but now of the form  $7A_1 \sqcup 4A_1$ , where  $7A_1$  is, as above, a moset of  $E_7$ , but  $4A_1$  is clearly a moset of  $E_6$ . Worse than that, the roots of  $7A_1$  loose their symmetry w.r.t. a specific copy of  $4A_1$ . Namely, whereas 6 of the roots forming  $7A_1$  are nodes of degree 2 in the enhanced Dynkin diagram, one of them has degree 4. However, modulo sign changes the normaliser of  $7A_1$  in  $W(E_7)$  acts as  $SL(3, 2)$  and thus is transitive on the seven copies of  $A_1$ . This means that the symmetry breaking depends on a specific choice of  $4A_1$ .

The second-named author has already encountered such similar phenomenon on several instances. It seems that  $E_7$  invariably exhibits much less symmetry than do  $E_6$  and  $E_8$ , see, in particular, [28, 29]. Actually, in 1935 Daniil Kharms already commented this situation<sup>2</sup>: “We went to the Summer Garden and started to count

<sup>2</sup>Translated from Russian by Sergei Kisliakov.

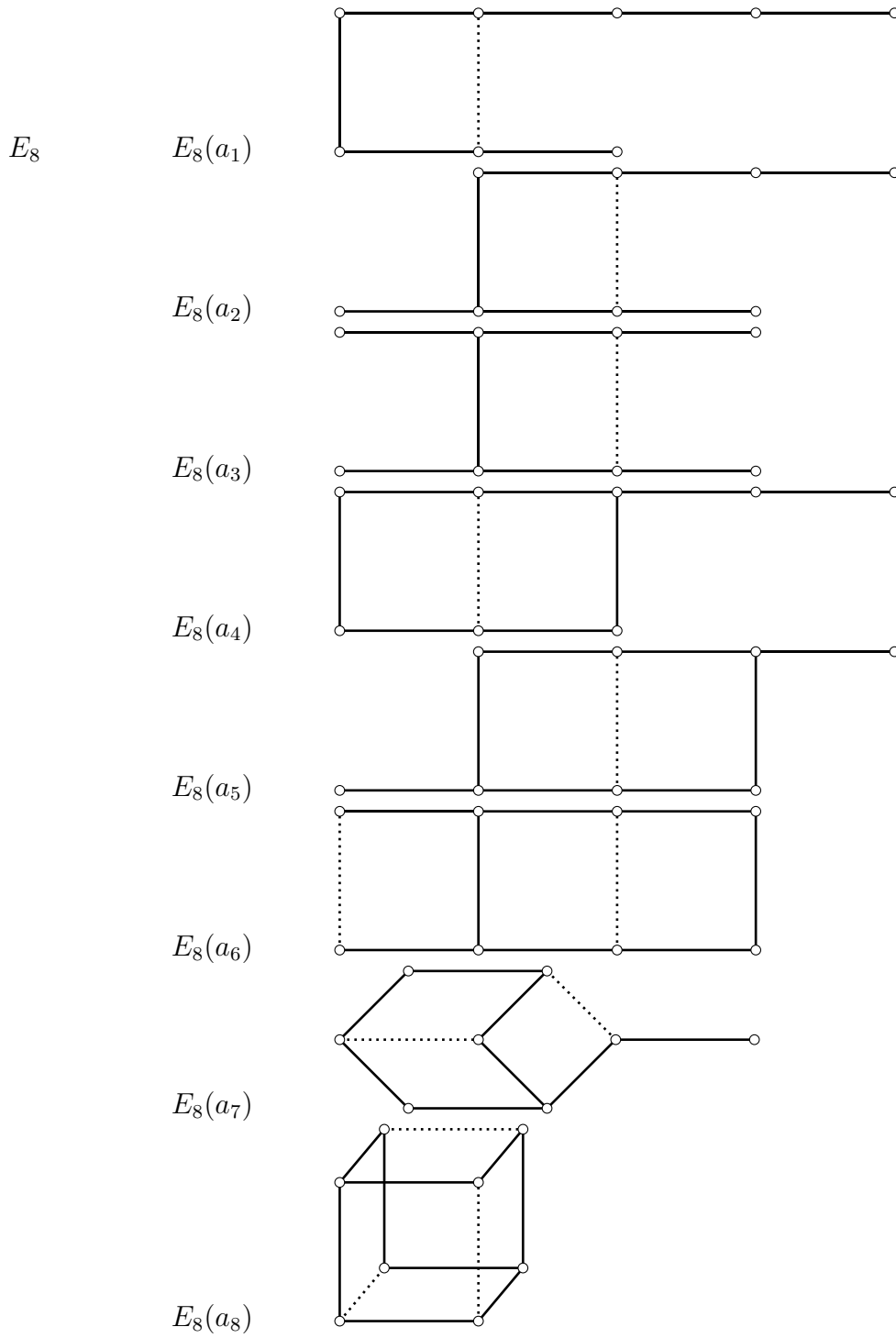


FIGURE 6. Irreducible admissible diagrams of type  $E_8$

trees there. But when the count reached 6, we stopped and began to dispute: some speculated that 7 would follow, and some that 8”

Similarly, of the cases  $E_6$  and  $E_8$  the case of  $E_8$  seems to be much more symmetric. The case of  $E_6$  exhibits obvious triality, in each moset occuring in the enhanced Dynkin diagram one node has degree 4, whereas the other 3 have degree 2.

For  $E_8$  there are no preferred nodes, all of them have degree 4. Visualising the enhanced Dynkin diagram of type  $E_8$  as a 4-cube, as we do, the two copies of  $8A_1$  become the vertices of the positive and negative *demicubes*, respectively.

- Dynkin and Minchenko visualise the enhanced Dynkin diagrams of types  $E_7$  and  $E_8$  differently. In their realisation the diagram for  $E_7$  consists of 4 vertices of a tetrahedron + 6 midpoint of its edges + the centre joined to the vertices, but not to the midpoints. Observe that the midpoints come as 3 pairs, corresponding to the pairs of opposite edges of the tetrahedron. If you wish, you can visualise the copies of  $A_1$  in  $7A_1$  as the points of the **Fano plane**, with the central node = central point, and other points coming in pairs collinear with the central point.

Their diagram for  $E_6$  is the  $4 \times 4$  net on a 2-dimensional torus. The exceptional behaviour of this net, in particular, that it is much more symmetric than the nets of different sizes, was simultaneously observed by other authors, notably by Vladimir Korniyak [13]. Of course, again this is related to the exceptional behaviour of  $D_4$  and the additional symmetries that come from  $W(F_4)$ .

Observe that the same graphs also occur in a completely different context, as graphs with certain extremal properties for their eigenvalues, see [17, 18]. Probably, there is much more to it, than what we see today.

- Concerning the terminology itself, we do not think *enhanced* Dynkin diagram a good name for this object, and it does not naturally translate to Russian. Even less so for the *signed* enhanced diagram. Boris Kuniavsky suggested the name **enriched Dynkin diagrams**, which already sounds much better. However, a posteriori, the best solution would be to completely renounce the use of the term *extended* Dynkin diagrams in the sense of **affine Dynkin diagrams** [4] and reserve the term **extended Dynkin diagrams** to some form of Figures 1–3.

- The relation of these pictures to the arithmetic of quaternions and octonions seems to be preeminent at all levels. In particular, there are manifest connections to the construction of forms of simple Lie algebras and simple algebraic groups of types  $E_7$  and  $E_8$  in terms of  $7A_1$  and  $8A_1$  in the works of Laurent Manivel [16] and Victor Petrov [21].

We are positive that there are scores of similar covert beauties around, waiting their time to be discovered and explained. The very special role of  $D_4$  comes over and over again in a vast variety of situations. Thus, with respect to a given base the study of semisimple root elements, triples of unipotent root elements, and many other important structural elements of simple Lie algebras and simple algebraic groups are



all reduced to the case of  $D_4$ . See [31] for one such instance, and many further related references.

• In a subsequent publication, we plan to return to the specific combinatorial study of these pictures. In particular, we plan to explicitly enumerate subsets of roots in  $\Phi = E_6, E_7, E_8$  having the symmetry of an enhanced Dynkin diagram. Also, we intend to clarify the connection with the classification of conjugacy classes of the corresponding Weyl group  $W(\Phi)$ , and give an a priori explanation thereof.

We thank Boris Kunyavski, Anastasia Stavrova and Nikolai Vasiliev for their extremely pertinent questions and remarks during our talks.

#### REFERENCES

- [1] V. I. Arnold, *Polymathematics, is Mathematics a single Science or a set of Arts?*, 2000, pp. 1–15. [1](#)
- [2] J. C. Baez, *The octonions*, Bull. Amer. Math. Soc. **39** (2002), no. 2, 145–205. [1](#)
- [3] P. Bala, R. W. Carter, *Classes of unipotent elements in simple algebraic groups. II*. Math. Proc. Camb. Philos. Soc. **80** (1976), 1–18. [4](#)
- [4] N. Bourbaki, *Éléments de mathématique. Fasc. XXXIV. Groupes et algèbres de Lie. Chapitre IV: Groupes de Coxeter et systèmes de Tits. Chapitre V: Groupes engendrés par des réflexions. Chapitre VI: Systèmes de racines*. Actualités Scientifiques et Industrielles, No. 1337, Hermann, Paris 1968 288 pp. [7](#), [16](#)
- [5] R. W. Carter, *Conjugacy classes in the Weyl group*. 1970 Seminar on Algebraic Groups and Related Finite Groups (The Institute for Advanced Study, Princeton, N.J., 1968/69), 297–318 Springer, Berlin. [2](#)
- [6] R. W. Carter, *Conjugacy classes in the Weyl group*, Compos. Math. **25** (1972), no. 1, 1–59. [1](#), [2](#), [12](#)
- [7] E. B. Dynkin, *Semisimple subalgebras of semisimple Lie algebras*, Mat. Sbornik, **32** (1952), 349–462 (Russian), English translation in Amer. Math. Soc. Transl. **6** (1957), 111–244. [2](#)
- [8] E. B. Dynkin, A. N. Minchenko, *Enhanced Dynkin diagrams and Weyl orbits*. Transform. Groups **15** (2010), no. 4, 813–841. [1](#), [5](#), [7](#), [12](#), [14](#)
- [9] J. S. Frame, *The classes and representations of the groups of 27 lines and 28 bitangents*, Ann. Mat. Pura Appl. (4) **32** (1951) 83–119. [2](#)
- [10] J. S. Frame, *The characters of the Weyl group  $E_8$* , in: J. Leech (Ed.), Computational Problems in Abstract Algebra, Oxford, 1967, pp. 111–130. [2](#)
- [11] M. Geck, G. Pfeiffer, *Characters of finite Coxeter groups and Iwahori–Hecke algebras*, Clarendon Press, Oxford, 2000. [4](#), [12](#)
- [12] A. Harebov, N. Vavilov, *On the lattice of subgroups of Chevalley groups containing a split maximal torus*. Comm. Algebra **24** (1996), no. 1, 109–133. [2](#), [7](#)
- [13] V. V. Kornyak, *Quantization in discrete dynamical systems*, J. Math. Sci. (N.Y.) **168** (2010), no. 3, 390–397. [16](#)
- [14] G. Lusztig, *From conjugacy classes in the Weyl group to unipotent classes*. Represent. Theory **15** (2011), 494–530. [4](#)
- [15] Yu. I. Manin, *Cubic forms: algebra, geometry, arithmetic*, North-Holland Mathematical Library, vol. 4, North-Holland Publishing Co., American Elsevier Publishing Co., Amsterdam-London, New York, 1974. [2](#), [7](#)
- [16] L. Manivel, *Configurations of lines and models of Lie algebras*, J. Algebra **304** (2006), no. 1, 457–486. [16](#)
- [17] J. McKee, C. Smyth, *Integer symmetric matrices having all their eigenvalues in the interval  $[-2, 2]$* , J. Algebra **317** (2007), no. 1, 260–290. [16](#)

- [18] J. McKee, C. Smyth, *Symmetrizable integer matrices having all their eigenvalues in the interval  $[-2, 2]$* , *Algebr. Comb.* **3** (2020), no. 3, 775–789. [16](#)
- [19] V. Migrin, N. Vavilov, *Exceptional uniform polytopes of the  $E_6$ ,  $E_7$  and  $E_8$  symmetry types*, *Polynomial Computer Algebra*, St Petersburg 2021, 1–23. [2](#)
- [20] T. Oshima, *A classification of subsystems of a root system*, preprint, arXiv: math/0611904v4 [math.RT] (2007), 47p. [2](#)
- [21] V. Petrov, *A rational construction of Lie algebras of type  $E_7$* , *J. Algebra* **481** (2017), 348–361. [16](#)
- [22] T. A. Springer *Regular elements of finite reflection groups*, *Invent. Math.* **25** (1974), 159–198. [4](#)
- [23] R. Stekolshchik, *Root systems and diagram calculus. I. Regular extensions of Carter diagrams and the uniqueness of conjugacy classes*, arXiv:1005.2769v6 [math.RT] 28 Nov 2012, 91p. [4](#)
- [24] R. Stekolshchik, *Root systems and diagram calculus. II. Quadratic forms for the Carter diagrams*, arXiv:1010.5684v7 [math.RT] 1 Jul 2011, 79p. [4](#)
- [25] R. Stekolshchik, *Root systems and diagram calculus. III. Semi-Coxeter orbits of linkage diagrams and the Carter theorem*, arXiv:1105.2875v3 [math.RT] 5 Aug 2011, 38p. [4](#)
- [26] R. Stekolshchik, *Equivalence of Carter diagrams*, *Algebra Discrete Math.* **23** (2017), no. 1, 138–179. [1](#), [4](#), [12](#)
- [27] N. A. Vavilov, *Do it yourself structure constants for Lie algebras of types  $E_l$* , *J. Math. Sci. (N.Y.)* **120** (2004), no. 4, 1513–1548. [7](#)
- [28] N. A. Vavilov, *Numerology of square equations*. *St. Petersburg Math. J.* **20** (2009), no. 5, 687–707. [14](#)
- [29] N. A. Vavilov, *Some more exceptional numerology*. *J. Math. Sci. (N.Y.)* **171** (2010), no. 3, 317–321. [14](#)
- [30] N. A. Vavilov, N. P. Kharchev, *Orbits of the subsystem stabilizers*. *J. Math. Sci. (N.Y.)* **145** (2007), no. 1, 4751–4764. [2](#), [7](#)
- [31] N. A. Vavilov, A. A. Semenov, *Long root tori in Chevalley groups*. *St. Petersburg Math. J.* **24** (2013), no. 3, 387–430. [17](#)
- [32] N. Wallach, *On maximal subsystems of root systems*, *Canad. J. Math.* **20** (1968), 555–574. [2](#)

DEPT. OF MATHEMATICS AND COMPUTER SCIENCE, ST PETERSBURG STATE UNIVERSITY, ST PETERSBURG, RUSSIA

*Email address:* v-v-m12@mail-ru

DEPARTMENT OF MATHEMATICS AND COMPUTER SCIENCE,, ST. PETERSBURG STATE UNIVERSITY,, ST. PETERSBURG, RUSSIA

*Email address:* nikolai-vavilov@yandex.ru